

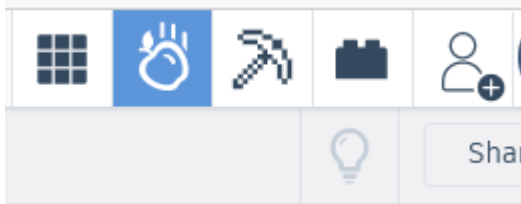
Tinkercad Sim Lab  
Project Make  
Due Thursday 4/20/23, Friday 4/21/23

Tinkercad recently added a new simulation mode where things roll, bounce, drop, and have physical motion in a project.

Today's assignment is to play around with this new functionality.

First, check out this blog post: [https://www.tinkercad.com/blog/tinkercad-sim-lab?utm\\_swu=8544](https://www.tinkercad.com/blog/tinkercad-sim-lab?utm_swu=8544)

Then, open a new 3D design project in Tinkercad and make something that uses motion. You click the falling apple icon to get into Sim Lab mode.



To actually make things move you click the Play button in the lower left corner of the window.

The blog post shows a bunch of possible ideas, but I'd love to see what YOU come up with. Of course, though, drop or roll balls down ramps, past obstacles, make dominoes fall over, have fun with it.

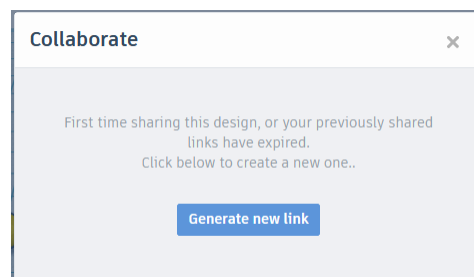
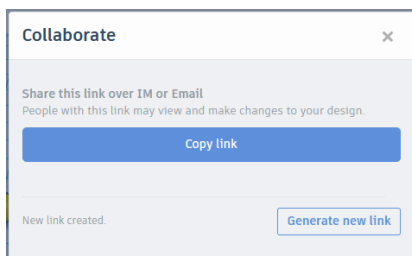
When you have created something you're proud of (and spent at least 20 minutes doing it), turn in a share link. This is important, please do it like this:



Click on the person with the plus sign:

Then click Generate new link in the next window.

Click Copy Link in the next window.



Finally, turn in the link on the Google Classroom. I look forward to seeing your creations.